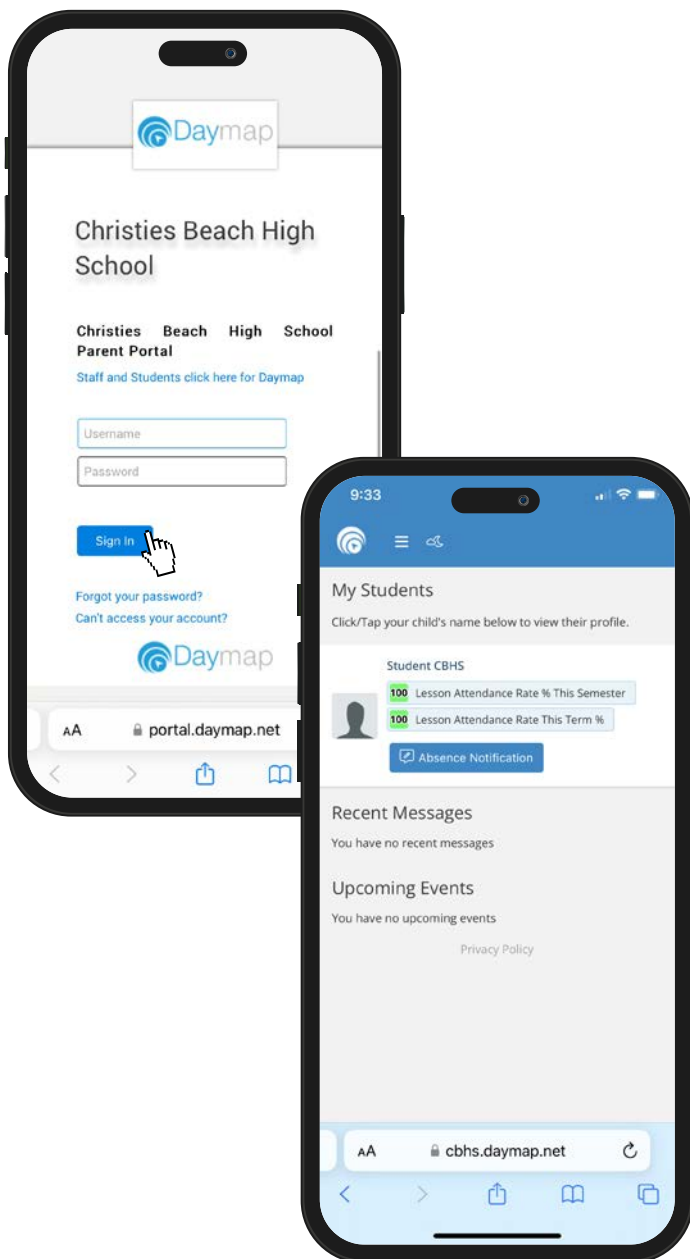




CHRISTIES BEACH
HIGH SCHOOL

DAYMAP PARENT PORTAL

The Daymap Parent Portal is a dynamic tool that provides access to up-to-date records about your child.



The Daymap Parent Portal allows you to see:

- student reports
- student timetables
- communication from school
- homework and assessment due dates
- assessment results
- calendar
- attendance history.

To access the portal, you will need:

- the email address provided upon enrolling your child
- access to an internet browser such as Chrome, Safari or Microsoft Edge.

New users

Click 'Can't access your account?'. Enter your email address and click 'Reset Password'. Login details will be emailed to you.

Existing users

Enter your username and password. Click 'Sign In'.



Download the Daymap App to your device via the Apple Store or Google Play.



Government of South Australia
Department for Education

The Daymap Parent Portal App has 2 main menus – the homepage menu and the student profile menu.

To access the **home page menu**, click the ☰ in the top banner as circled in the diagram below.

To access a **student profile**, select a student on the homepage. The **student profile menu** can be accessed by clicking the ☰ as circled in the diagram below.

1. ACCESS STUDENT REPORTS

The Reports tab allows you to download and view academic reports for your child.

Select a student name on the home page to load their profile, and from the drop down menu select the Reports tab.

2. ACCESS STUDENT TIMETABLES

Keep track of your child's timetable.

Select a student name on the home page to load their profile, and from the drop down menu select "This Week".

3. RECEIVE COMMUNICATION FROM CBHS

The Daymap Parent Portal has an inbuilt messaging system which allows you to receive and send messages.

While on the homepage select the My Messages tab.

4. CHECK HOMEWORK AND ASSESSMENT DUE DATES

The Daymap Parent Portal gives you the ability to check homework and assessment due dates.

Select a student name on the home page to access their profile. On this page you will see the Tasks and Homework items listed.

5. ACCESS ASSESSMENT RESULTS

Assessment results are tracked in the assessment area of the Daymap Parent Portal.

Select a student name on the home page to access their profile and from the drop down menu select "Assessment".

6. ACCESS THE CALENDAR

The Calendar is a handy tool to keep track of upcoming school events.

Select the My Calendar tab from the menu while on the home page.

7. ACCESS ATTENDANCE HISTORY

The Attendance history page allows you to view a snapshot of your child's attendance record.

Select a student name on the home page to access their profile.

Once you are in the student's profile, select the Attendance tab from the drop down menu to view your child's attendance record.

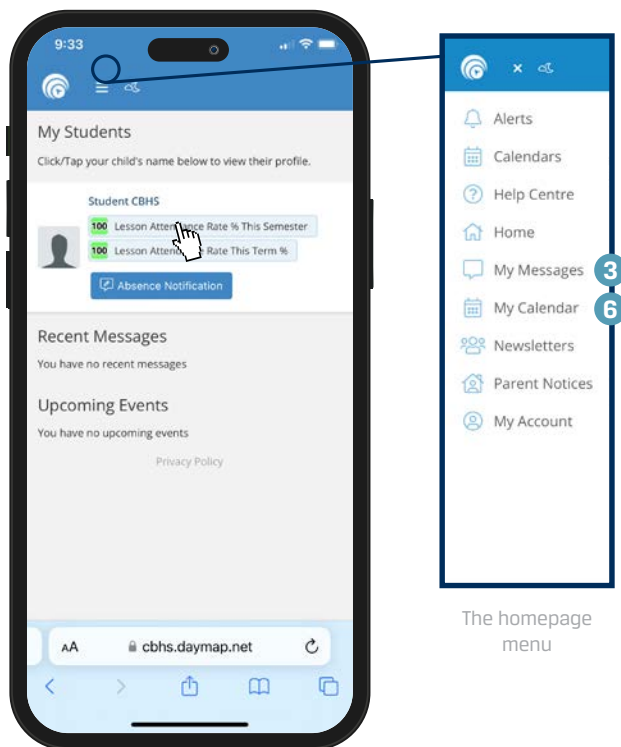
Download the Daymap App via



the Apple Store

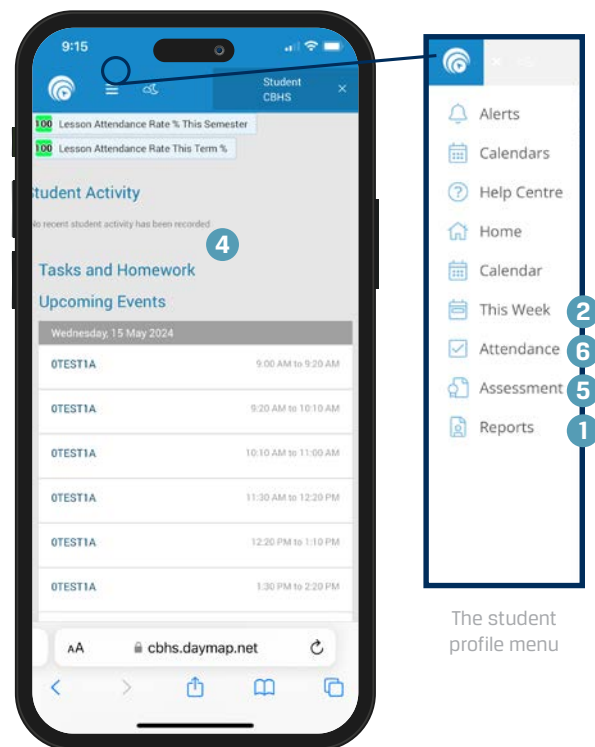


or Google Play.



The homepage menu

The Daymap Parent Portal homepage



The student profile menu

The Daymap Parent Portal student profile

